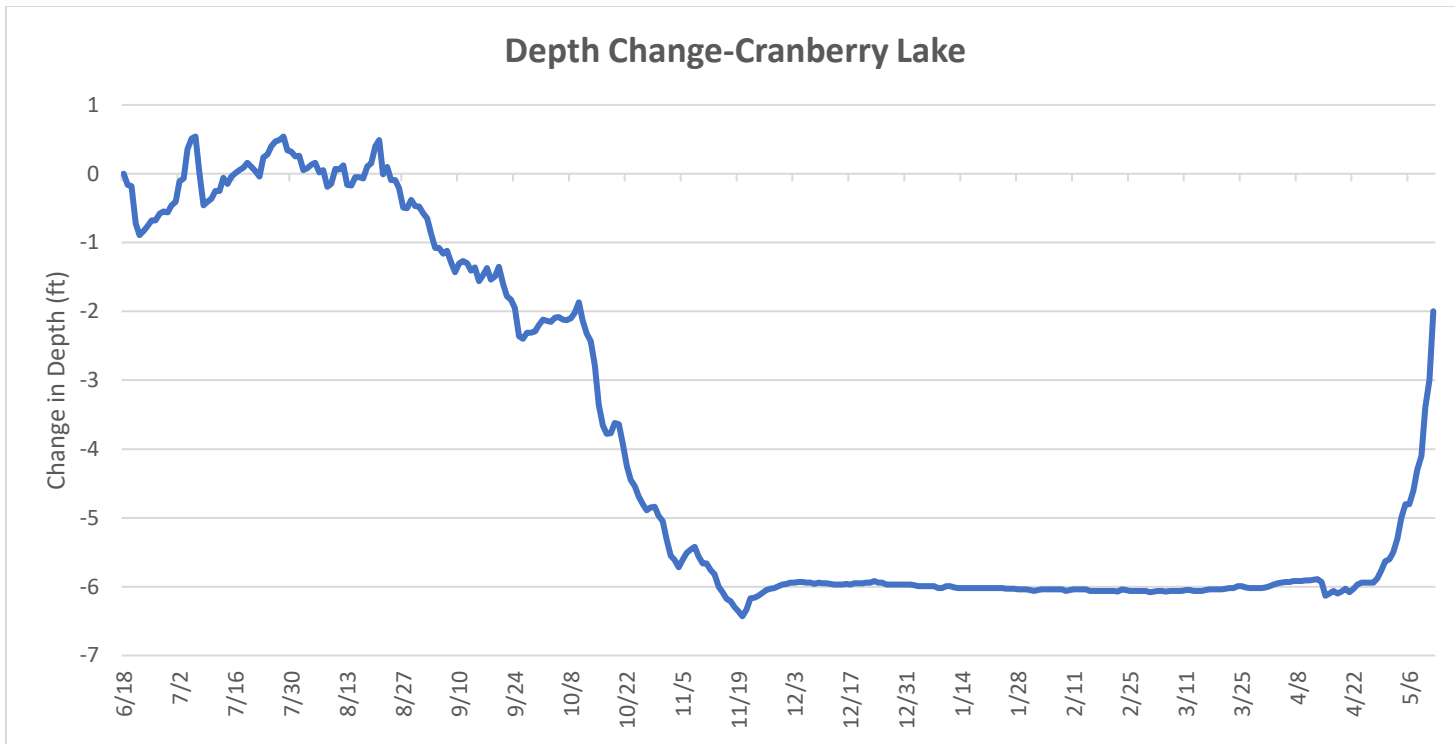


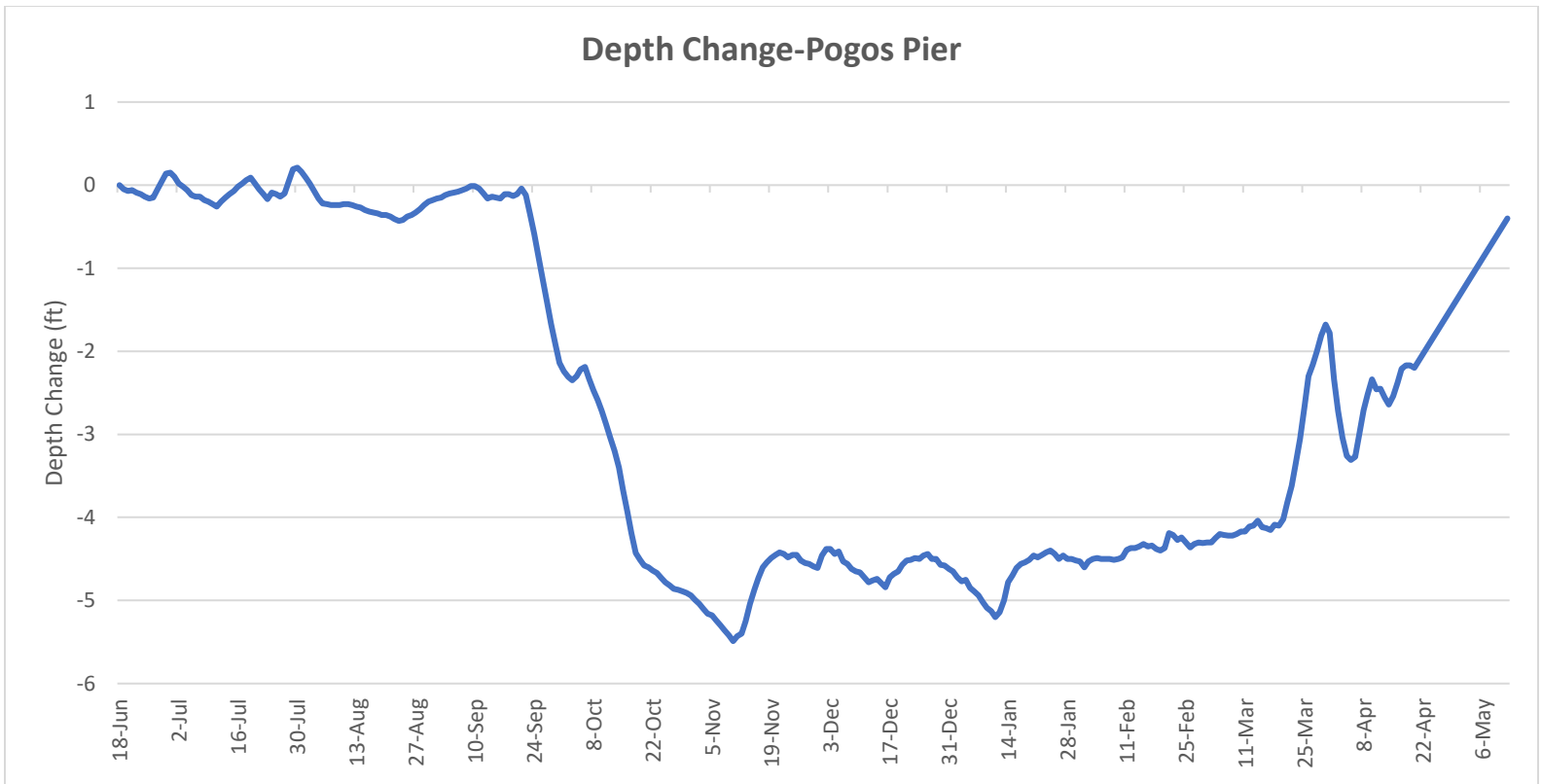
Minong Flowage 2021-22 Drawdown Depth Monitoring Data



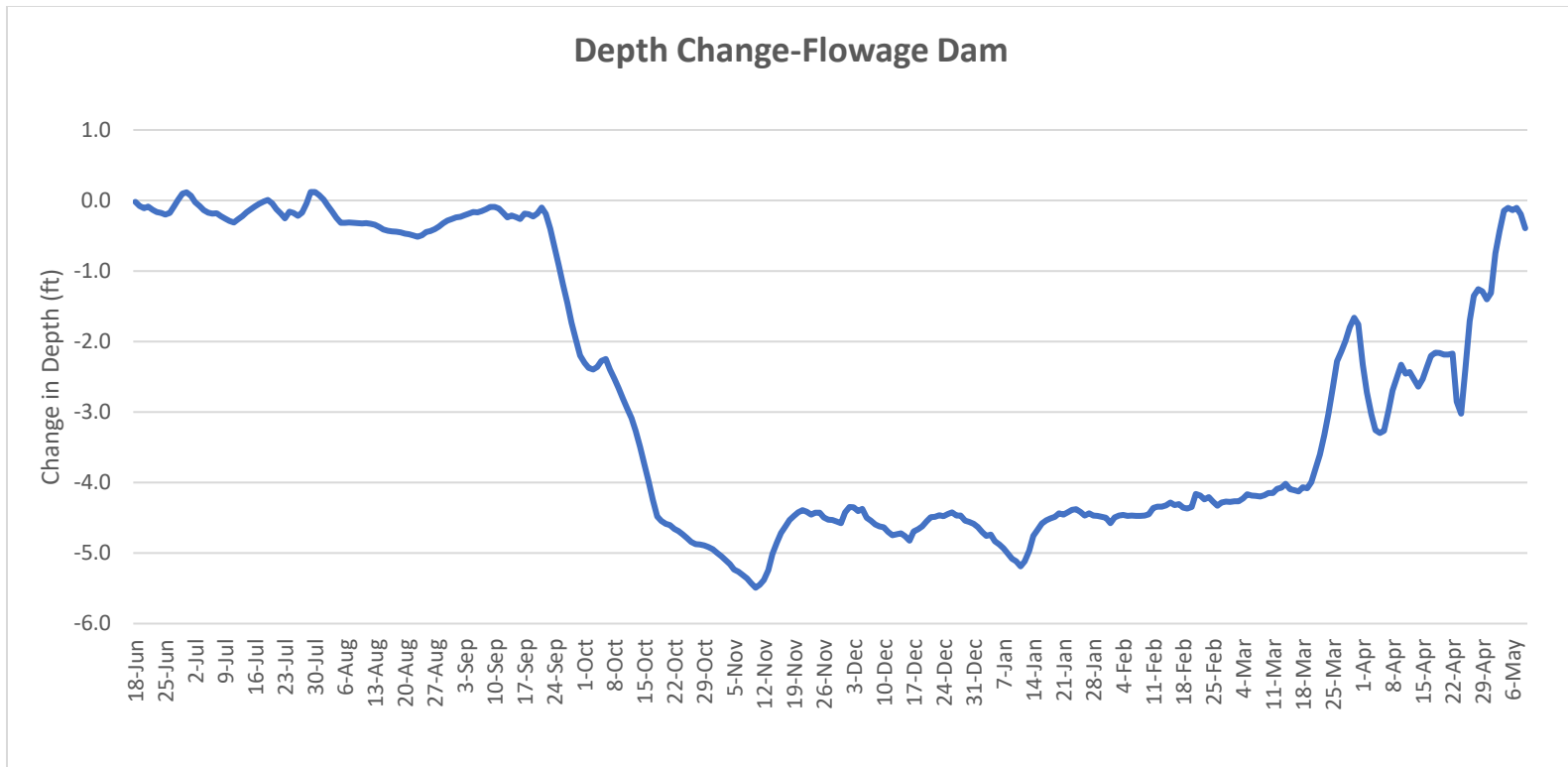
Minong Flowage 2021-22 Drawdown Depth Monitoring Data



Minong Flowage 2021-22 Drawdown Depth Monitoring Data



Minong Flowage 2021-22 Drawdown Depth Monitoring Data



Minong Flowage 2021-22 Drawdown Depth Monitoring Data

Pogos Pier	Depth change	Flowage Dam	Depth change	Cranberry Lake	Depth Change
18-Jun	0	18-Jun	0.0	6/18	0
19-Jun	-0.05	19-Jun	-0.1	6/19	-0.16
20-Jun	-0.07	20-Jun	-0.1	6/20	-0.18
21-Jun	-0.06	21-Jun	-0.1	6/21	-0.72
22-Jun	-0.09	22-Jun	-0.1	6/22	-0.89
23-Jun	-0.11	23-Jun	-0.2	6/23	-0.83
24-Jun	-0.14	24-Jun	-0.2	6/24	-0.76
25-Jun	-0.16	25-Jun	-0.2	6/25	-0.68
26-Jun	-0.15	26-Jun	-0.2	6/26	-0.68
27-Jun	-0.05	27-Jun	-0.1	6/27	-0.58
28-Jun	0.05	28-Jun	0.0	6/28	-0.55
29-Jun	0.14	29-Jun	0.1	6/29	-0.56
30-Jun	0.15	30-Jun	0.1	6/30	-0.46
1-Jul	0.1	1-Jul	0.1	7/1	-0.41
2-Jul	0.02	2-Jul	0.0	7/2	-0.11
3-Jul	-0.02	3-Jul	-0.1	7/3	-0.07
4-Jul	-0.06	4-Jul	-0.1	7/4	0.36
5-Jul	-0.12	5-Jul	-0.2	7/5	0.51
6-Jul	-0.14	6-Jul	-0.2	7/6	0.54
7-Jul	-0.14	7-Jul	-0.2	7/7	0.02
8-Jul	-0.18	8-Jul	-0.2	7/8	-0.46
9-Jul	-0.2	9-Jul	-0.3	7/9	-0.41
10-Jul	-0.23	10-Jul	-0.3	7/10	-0.36
11-Jul	-0.26	11-Jul	-0.3	7/11	-0.25
12-Jul	-0.2	12-Jul	-0.3	7/12	-0.25
13-Jul	-0.15	13-Jul	-0.2	7/13	-0.06
14-Jul	-0.11	14-Jul	-0.2	7/14	-0.15
15-Jul	-0.07	15-Jul	-0.1	7/15	-0.04

Minong Flowage 2021-22 Drawdown Depth Monitoring Data

Pogos Pier	Depth change	Flowage Dam	Depth change	Cranberry Lake	Depth Change
16-Jul	-0.02	16-Jul	-0.1	7/16	0.01
17-Jul	0.02	17-Jul	0.0	7/17	0.05
18-Jul	0.06	18-Jul	0.0	7/18	0.09
19-Jul	0.09	19-Jul	0.0	7/19	0.16
20-Jul	0.02	20-Jul	0.0	7/20	0.1
21-Jul	-0.05	21-Jul	-0.1	7/21	0.04
22-Jul	-0.11	22-Jul	-0.2	7/22	-0.04
23-Jul	-0.17	23-Jul	-0.3	7/23	0.24
24-Jul	-0.09	24-Jul	-0.2	7/24	0.28
25-Jul	-0.11	25-Jul	-0.2	7/25	0.4
26-Jul	-0.14	26-Jul	-0.2	7/26	0.47
27-Jul	-0.1	27-Jul	-0.2	7/27	0.49
28-Jul	0.04	28-Jul	0.0	7/28	0.54
29-Jul	0.19	29-Jul	0.1	7/29	0.34
30-Jul	0.21	30-Jul	0.1	7/30	0.32
31-Jul	0.16	31-Jul	0.1	7/31	0.25
1-Aug	0.09	1-Aug	0.0	8/1	0.26
2-Aug	0.02	2-Aug	-0.1	8/2	0.05
3-Aug	-0.07	3-Aug	-0.2	8/3	0.08
4-Aug	-0.16	4-Aug	-0.2	8/4	0.13
5-Aug	-0.22	5-Aug	-0.3	8/5	0.16
6-Aug	-0.23	6-Aug	-0.3	8/6	0.02
7-Aug	-0.24	7-Aug	-0.3	8/7	0.05
8-Aug	-0.24	8-Aug	-0.3	8/8	-0.19
9-Aug	-0.24	9-Aug	-0.3	8/9	-0.15
10-Aug	-0.23	10-Aug	-0.3	8/10	0.07
11-Aug	-0.23	11-Aug	-0.3	8/11	0.06
12-Aug	-0.24	12-Aug	-0.3	8/12	0.12
13-Aug	-0.26	13-Aug	-0.3	8/13	-0.16

Minong Flowage 2021-22 Drawdown Depth Monitoring Data

Pogos Pier	Depth change	Flowage Dam	Depth change	Cranberry Lake	Depth Change
14-Aug	-0.27	14-Aug	-0.4	8/14	-0.17
15-Aug	-0.3	15-Aug	-0.4	8/15	-0.05
16-Aug	-0.32	16-Aug	-0.4	8/16	-0.05
17-Aug	-0.33	17-Aug	-0.4	8/17	-0.07
18-Aug	-0.34	18-Aug	-0.4	8/18	0.11
19-Aug	-0.36	19-Aug	-0.5	8/19	0.15
20-Aug	-0.36	20-Aug	-0.5	8/20	0.4
21-Aug	-0.38	21-Aug	-0.5	8/21	0.49
22-Aug	-0.41	22-Aug	-0.5	8/22	-0.01
23-Aug	-0.43	23-Aug	-0.5	8/23	0.1
24-Aug	-0.42	24-Aug	-0.5	8/24	-0.09
25-Aug	-0.38	25-Aug	-0.4	8/25	-0.09
26-Aug	-0.36	26-Aug	-0.4	8/26	-0.21
27-Aug	-0.33	27-Aug	-0.4	8/27	-0.49
28-Aug	-0.29	28-Aug	-0.4	8/28	-0.5
29-Aug	-0.24	29-Aug	-0.3	8/29	-0.38
30-Aug	-0.2	30-Aug	-0.3	8/30	-0.47
31-Aug	-0.18	31-Aug	-0.3	8/31	-0.48
1-Sep	-0.16	1-Sep	-0.2	9/1	-0.57
2-Sep	-0.15	2-Sep	-0.2	9/2	-0.65
3-Sep	-0.12	3-Sep	-0.2	9/3	-0.87
4-Sep	-0.1	4-Sep	-0.2	9/4	-1.08
5-Sep	-0.09	5-Sep	-0.2	9/5	-1.08
6-Sep	-0.08	6-Sep	-0.2	9/6	-1.16
7-Sep	-0.06	7-Sep	-0.2	9/7	-1.12
8-Sep	-0.04	8-Sep	-0.1	9/8	-1.29
9-Sep	-0.01	9-Sep	-0.1	9/9	-1.43
10-Sep	-0.01	10-Sep	-0.1	9/10	-1.3
11-Sep	-0.04	11-Sep	-0.1	9/11	-1.27

Minong Flowage 2021-22 Drawdown Depth Monitoring Data

Pogos Pier	Depth change	Flowage Dam	Depth change	Cranberry Lake	Depth Change
12-Sep	-0.1	12-Sep	-0.2	9/12	-1.3
13-Sep	-0.16	13-Sep	-0.2	9/13	-1.41
14-Sep	-0.14	14-Sep	-0.2	9/14	-1.36
15-Sep	-0.15	15-Sep	-0.2	9/15	-1.56
16-Sep	-0.16	16-Sep	-0.3	9/16	-1.48
17-Sep	-0.11	17-Sep	-0.2	9/17	-1.37
18-Sep	-0.11	18-Sep	-0.2	9/18	-1.54
19-Sep	-0.13	19-Sep	-0.2	9/19	-1.49
20-Sep	-0.11	20-Sep	-0.2	9/20	-1.35
21-Sep	-0.04	21-Sep	-0.1	9/21	-1.6
22-Sep	-0.12	22-Sep	-0.2	9/22	-1.78
23-Sep	-0.34	23-Sep	-0.4	9/23	-1.83
24-Sep	-0.59	24-Sep	-0.7	9/24	-1.95
25-Sep	-0.85	25-Sep	-0.9	9/25	-2.36
26-Sep	-1.13	26-Sep	-1.2	9/26	-2.4
27-Sep	-1.41	27-Sep	-1.5	9/27	-2.31
28-Sep	-1.67	28-Sep	-1.7	9/28	-2.31
29-Sep	-1.92	29-Sep	-2.0	9/29	-2.29
30-Sep	-2.14	30-Sep	-2.2	9/30	-2.2
1-Oct	-2.24	1-Oct	-2.3	10/1	-2.12
2-Oct	-2.31	2-Oct	-2.4	10/2	-2.14
3-Oct	-2.35	3-Oct	-2.4	10/3	-2.15
4-Oct	-2.3	4-Oct	-2.4	10/4	-2.09
5-Oct	-2.22	5-Oct	-2.3	10/5	-2.08
6-Oct	-2.19	6-Oct	-2.2	10/6	-2.12
7-Oct	-2.33	7-Oct	-2.4	10/7	-2.13
8-Oct	-2.47	8-Oct	-2.5	10/8	-2.1
9-Oct	-2.59	9-Oct	-2.7	10/9	-2.02
10-Oct	-2.72	10-Oct	-2.8	10/10	-1.87

Minong Flowage 2021-22 Drawdown Depth Monitoring Data

Pogos Pier	Depth change	Flowage Dam	Depth change	Cranberry Lake	Depth Change
11-Oct	-2.88	11-Oct	-2.9	10/11	-2.14
12-Oct	-3.04	12-Oct	-3.1	10/12	-2.33
13-Oct	-3.2	13-Oct	-3.3	10/13	-2.43
14-Oct	-3.4	14-Oct	-3.5	10/14	-2.79
15-Oct	-3.67	15-Oct	-3.7	10/15	-3.35
16-Oct	-3.93	16-Oct	-4.0	10/16	-3.66
17-Oct	-4.19	17-Oct	-4.2	10/17	-3.78
18-Oct	-4.43	18-Oct	-4.5	10/18	-3.77
19-Oct	-4.51	19-Oct	-4.5	10/19	-3.62
20-Oct	-4.58	20-Oct	-4.6	10/20	-3.64
21-Oct	-4.6	21-Oct	-4.6	10/21	-3.92
22-Oct	-4.64	22-Oct	-4.7	10/22	-4.25
23-Oct	-4.67	23-Oct	-4.7	10/23	-4.45
24-Oct	-4.73	24-Oct	-4.7	10/24	-4.54
25-Oct	-4.78	25-Oct	-4.8	10/25	-4.69
26-Oct	-4.82	26-Oct	-4.8	10/26	-4.8
27-Oct	-4.86	27-Oct	-4.9	10/27	-4.89
28-Oct	-4.87	28-Oct	-4.9	10/28	-4.85
29-Oct	-4.89	29-Oct	-4.9	10/29	-4.84
30-Oct	-4.91	30-Oct	-4.9	10/30	-4.97
31-Oct	-4.94	31-Oct	-4.9	10/31	-5.05
1-Nov	-4.99	1-Nov	-5.0	11/1	-5.31
2-Nov	-5.04	2-Nov	-5.0	11/2	-5.55
3-Nov	-5.1	3-Nov	-5.1	11/3	-5.61
4-Nov	-5.16	4-Nov	-5.2	11/4	-5.72
5-Nov	-5.18	5-Nov	-5.2	11/5	-5.61
6-Nov	-5.24	6-Nov	-5.3	11/6	-5.51
7-Nov	-5.3	7-Nov	-5.3	11/7	-5.46
8-Nov	-5.36	8-Nov	-5.4	11/8	-5.42

Minong Flowage 2021-22 Drawdown Depth Monitoring Data

Pogos Pier	Depth change	Flowage Dam	Depth change	Cranberry Lake	Depth Change
9-Nov	-5.42	9-Nov	-5.4	11/9	-5.56
10-Nov	-5.49	10-Nov	-5.5	11/10	-5.66
11-Nov	-5.43	11-Nov	-5.4	11/11	-5.66
12-Nov	-5.4	12-Nov	-5.4	11/12	-5.76
13-Nov	-5.25	13-Nov	-5.2	11/13	-5.82
14-Nov	-5.04	14-Nov	-5.0	11/14	-6
15-Nov	-4.87	15-Nov	-4.9	11/15	-6.08
16-Nov	-4.73	16-Nov	-4.7	11/16	-6.18
17-Nov	-4.6	17-Nov	-4.6	11/17	-6.21
18-Nov	-4.54	18-Nov	-4.5	11/18	-6.3
19-Nov	-4.49	19-Nov	-4.5	11/19	-6.36
20-Nov	-4.45	20-Nov	-4.4	11/20	-6.43
21-Nov	-4.42	21-Nov	-4.4	11/21	-6.33
22-Nov	-4.44	22-Nov	-4.4	11/22	-6.17
23-Nov	-4.48	23-Nov	-4.5	11/23	-6.16
24-Nov	-4.45	24-Nov	-4.4	11/24	-6.13
25-Nov	-4.45	25-Nov	-4.4	11/25	-6.09
26-Nov	-4.52	26-Nov	-4.5	11/26	-6.05
27-Nov	-4.55	27-Nov	-4.5	11/27	-6.03
28-Nov	-4.56	28-Nov	-4.5	11/28	-6.02
29-Nov	-4.59	29-Nov	-4.6	11/29	-5.99
30-Nov	-4.61	30-Nov	-4.6	11/30	-5.97
1-Dec	-4.46	1-Dec	-4.4	12/1	-5.96
2-Dec	-4.38	2-Dec	-4.3	12/2	-5.94
3-Dec	-4.38	3-Dec	-4.4	12/3	-5.94
4-Dec	-4.44	4-Dec	-4.4	12/4	-5.93
5-Dec	-4.41	5-Dec	-4.4	12/5	-5.93
6-Dec	-4.53	6-Dec	-4.5	12/6	-5.94
7-Dec	-4.56	7-Dec	-4.5	12/7	-5.94

Minong Flowage 2021-22 Drawdown Depth Monitoring Data

Pogos Pier	Depth change	Flowage Dam	Depth change	Cranberry Lake	Depth Change
8-Dec	-4.62	8-Dec	-4.6	12/8	-5.96
9-Dec	-4.65	9-Dec	-4.6	12/9	-5.94
10-Dec	-4.66	10-Dec	-4.6	12/10	-5.95
11-Dec	-4.72	11-Dec	-4.7	12/11	-5.95
12-Dec	-4.78	12-Dec	-4.7	12/12	-5.96
13-Dec	-4.76	13-Dec	-4.7	12/13	-5.97
14-Dec	-4.74	14-Dec	-4.7	12/14	-5.97
15-Dec	-4.79	15-Dec	-4.8	12/15	-5.97
16-Dec	-4.84	16-Dec	-4.8	12/16	-5.96
17-Dec	-4.72	17-Dec	-4.7	12/17	-5.97
18-Dec	-4.68	18-Dec	-4.7	12/18	-5.95
19-Dec	-4.65	19-Dec	-4.6	12/19	-5.95
20-Dec	-4.57	20-Dec	-4.6	12/20	-5.95
21-Dec	-4.52	21-Dec	-4.5	12/21	-5.94
22-Dec	-4.51	22-Dec	-4.5	12/22	-5.94
23-Dec	-4.49	23-Dec	-4.5	12/23	-5.92
24-Dec	-4.5	24-Dec	-4.5	12/24	-5.94
25-Dec	-4.46	25-Dec	-4.4	12/25	-5.94
26-Dec	-4.44	26-Dec	-4.4	12/26	-5.97
27-Dec	-4.5	27-Dec	-4.5	12/27	-5.97
28-Dec	-4.5	28-Dec	-4.5	12/28	-5.97
29-Dec	-4.57	29-Dec	-4.5	12/29	-5.97
30-Dec	-4.58	30-Dec	-4.6	12/30	-5.97
31-Dec	-4.62	31-Dec	-4.6	12/31	-5.97
1-Jan	-4.65	1-Jan	-4.6	1/1	-5.97
2-Jan	-4.72	2-Jan	-4.7	1/2	-5.98
3-Jan	-4.77	3-Jan	-4.8	1/3	-5.99
4-Jan	-4.75	4-Jan	-4.7	1/4	-5.99
5-Jan	-4.85	5-Jan	-4.8	1/5	-5.99

Minong Flowage 2021-22 Drawdown Depth Monitoring Data

Pogos Pier	Depth change	Flowage Dam	Depth change	Cranberry Lake	Depth Change
6-Jan	-4.89	6-Jan	-4.9	1/6	-5.99
7-Jan	-4.94	7-Jan	-4.9	1/7	-5.99
8-Jan	-5.02	8-Jan	-5.0	1/8	-6.02
9-Jan	-5.09	9-Jan	-5.1	1/9	-6.02
10-Jan	-5.13	10-Jan	-5.1	1/10	-5.99
11-Jan	-5.2	11-Jan	-5.2	1/11	-5.99
12-Jan	-5.14	12-Jan	-5.1	1/12	-6.01
13-Jan	-5	13-Jan	-5.0	1/13	-6.02
14-Jan	-4.78	14-Jan	-4.8	1/14	-6.02
15-Jan	-4.7	15-Jan	-4.7	1/15	-6.02
16-Jan	-4.61	16-Jan	-4.6	1/16	-6.02
17-Jan	-4.56	17-Jan	-4.5	1/17	-6.02
18-Jan	-4.54	18-Jan	-4.5	1/18	-6.02
19-Jan	-4.51	19-Jan	-4.5	1/19	-6.02
20-Jan	-4.46	20-Jan	-4.4	1/20	-6.02
21-Jan	-4.48	21-Jan	-4.5	1/21	-6.02
22-Jan	-4.45	22-Jan	-4.4	1/22	-6.02
23-Jan	-4.42	23-Jan	-4.4	1/23	-6.02
24-Jan	-4.4	24-Jan	-4.4	1/24	-6.02
25-Jan	-4.44	25-Jan	-4.4	1/25	-6.03
26-Jan	-4.5	26-Jan	-4.5	1/26	-6.03
27-Jan	-4.46	27-Jan	-4.4	1/27	-6.03
28-Jan	-4.5	28-Jan	-4.5	1/28	-6.04
29-Jan	-4.5	29-Jan	-4.5	1/29	-6.04
30-Jan	-4.52	30-Jan	-4.5	1/30	-6.04
31-Jan	-4.53	31-Jan	-4.5	1/31	-6.05
1-Feb	-4.6	1-Feb	-4.6	2/1	-6.06
2-Feb	-4.53	2-Feb	-4.5	2/2	-6.05
3-Feb	-4.5	3-Feb	-4.5	2/3	-6.04

Minong Flowage 2021-22 Drawdown Depth Monitoring Data

Pogos Pier	Depth change	Flowage Dam	Depth change	Cranberry Lake	Depth Change
4-Feb	-4.49	4-Feb	-4.5	2/4	-6.04
5-Feb	-4.5	5-Feb	-4.5	2/5	-6.04
6-Feb	-4.5	6-Feb	-4.5	2/6	-6.04
7-Feb	-4.5	7-Feb	-4.5	2/7	-6.04
8-Feb	-4.51	8-Feb	-4.5	2/8	-6.04
9-Feb	-4.5	9-Feb	-4.5	2/9	-6.06
10-Feb	-4.48	10-Feb	-4.4	2/10	-6.05
11-Feb	-4.39	11-Feb	-4.4	2/11	-6.04
12-Feb	-4.37	12-Feb	-4.3	2/12	-6.04
13-Feb	-4.37	13-Feb	-4.3	2/13	-6.04
14-Feb	-4.35	14-Feb	-4.3	2/14	-6.04
15-Feb	-4.32	15-Feb	-4.3	2/15	-6.06
16-Feb	-4.35	16-Feb	-4.3	2/16	-6.06
17-Feb	-4.34	17-Feb	-4.3	2/17	-6.06
18-Feb	-4.38	18-Feb	-4.4	2/18	-6.06
19-Feb	-4.4	19-Feb	-4.4	2/19	-6.06
20-Feb	-4.37	20-Feb	-4.3	2/20	-6.06
21-Feb	-4.19	21-Feb	-4.2	2/21	-6.06
22-Feb	-4.21	22-Feb	-4.2	2/22	-6.07
23-Feb	-4.27	23-Feb	-4.2	2/23	-6.04
24-Feb	-4.24	24-Feb	-4.2	2/24	-6.05
25-Feb	-4.3	25-Feb	-4.3	2/25	-6.06
26-Feb	-4.36	26-Feb	-4.3	2/26	-6.06
27-Feb	-4.32	27-Feb	-4.3	2/27	-6.06
28-Feb	-4.3	28-Feb	-4.3	2/28	-6.06
1-Mar	-4.31	1-Mar	-4.3	3/1	-6.06
2-Mar	-4.3	2-Mar	-4.3	3/2	-6.08
3-Mar	-4.3	3-Mar	-4.3	3/3	-6.07
4-Mar	-4.25	4-Mar	-4.2	3/4	-6.06

Minong Flowage 2021-22 Drawdown Depth Monitoring Data

Pogos Pier	Depth change	Flowage Dam	Depth change	Cranberry Lake	Depth Change
5-Mar	-4.2	5-Mar	-4.2	3/5	-6.06
6-Mar	-4.21	6-Mar	-4.2	3/6	-6.07
7-Mar	-4.22	7-Mar	-4.2	3/7	-6.06
8-Mar	-4.22	8-Mar	-4.2	3/8	-6.06
9-Mar	-4.2	9-Mar	-4.2	3/9	-6.06
10-Mar	-4.17	10-Mar	-4.1	3/10	-6.06
11-Mar	-4.17	11-Mar	-4.1	3/11	-6.05
12-Mar	-4.11	12-Mar	-4.1	3/12	-6.05
13-Mar	-4.1	13-Mar	-4.1	3/13	-6.06
14-Mar	-4.04	14-Mar	-4.0	3/14	-6.06
15-Mar	-4.12	15-Mar	-4.1	3/15	-6.06
16-Mar	-4.13	16-Mar	-4.1	3/16	-6.05
17-Mar	-4.15	17-Mar	-4.1	3/17	-6.04
18-Mar	-4.09	18-Mar	-4.1	3/18	-6.04
19-Mar	-4.1	19-Mar	-4.1	3/19	-6.04
20-Mar	-4.02	20-Mar	-4.0	3/20	-6.04
21-Mar	-3.82	21-Mar	-3.8	3/21	-6.03
22-Mar	-3.62	22-Mar	-3.6	3/22	-6.02
23-Mar	-3.35	23-Mar	-3.3	3/23	-6.02
24-Mar	-3.05	24-Mar	-3.0	3/24	-5.99
25-Mar	-2.67	25-Mar	-2.6	3/25	-5.99
26-Mar	-2.3	26-Mar	-2.3	3/26	-6.01
27-Mar	-2.16	27-Mar	-2.1	3/27	-6.02
28-Mar	-2	28-Mar	-2.0	3/28	-6.02
29-Mar	-1.81	29-Mar	-1.8	3/29	-6.02
30-Mar	-1.68	30-Mar	-1.7	3/30	-6.02
31-Mar	-1.78	31-Mar	-1.8	3/31	-6.01
1-Apr	-2.34	1-Apr	-2.3	4/1	-5.99
2-Apr	-2.72	2-Apr	-2.7	4/2	-5.97

Minong Flowage 2021-22 Drawdown Depth Monitoring Data

Pogos Pier	Depth change	Flowage Dam	Depth change	Cranberry Lake	Depth Change
3-Apr	-3.04	3-Apr	-3.0	4/3	-5.95
4-Apr	-3.26	4-Apr	-3.3	4/4	-5.94
5-Apr	-3.31	5-Apr	-3.3	4/5	-5.93
6-Apr	-3.27	6-Apr	-3.3	4/6	-5.93
7-Apr	-3	7-Apr	-3.0	4/7	-5.92
8-Apr	-2.71	8-Apr	-2.7	4/8	-5.92
9-Apr	-2.52	9-Apr	-2.5	4/9	-5.92
10-Apr	-2.34	10-Apr	-2.3	4/10	-5.91
11-Apr	-2.46	11-Apr	-2.5	4/11	-5.91
12-Apr	-2.45	12-Apr	-2.4	4/12	-5.9
13-Apr	-2.56	13-Apr	-2.5	4/13	-5.89
14-Apr	-2.64	14-Apr	-2.6	4/14	-5.93
15-Apr	-2.54	15-Apr	-2.5	4/15	-6.13
16-Apr	-2.38	16-Apr	-2.4	4/16	-6.1
17-Apr	-2.21	17-Apr	-2.2	4/17	-6.06
18-Apr	-2.17	18-Apr	-2.2	4/18	-6.1
19-Apr	-2.17	19-Apr	-2.2	4/19	-6.07
20-Apr	-2.2	20-Apr	-2.2	4/20	-6.03
12-May	-0.4	21-Apr	-2.2	4/21	-6.08
		22-Apr	-2.2	4/22	-6.03
		23-Apr	-2.8	4/23	-5.97
		24-Apr	-3.0	4/24	-5.94
		25-Apr	-2.4	4/25	-5.94
		26-Apr	-1.7	4/26	-5.94
		27-Apr	-1.4	4/27	-5.94
		28-Apr	-1.3	4/28	-5.88
		29-Apr	-1.3	4/29	-5.76
		30-Apr	-1.4	4/30	-5.63
		1-May	-1.3	5/1	-5.6

Minong Flowage 2021-22 Drawdown Depth Monitoring Data

Pogos Pier	Depth change	Flowage Dam	Depth change	Cranberry Lake	Depth Change
		2-May	-0.7	5/2	-5.5
		3-May	-0.4	5/3	-5.3
		4-May	-0.1	5/4	-5
		5-May	-0.1	5/5	-4.8
		6-May	-0.1	5/6	-4.8
		7-May	-0.1	5/7	-4.6
		8-May	-0.2	5/8	-4.3
		9-May	-0.4	5/9	-4.1
				5/10	-3.4
				5/11	-3
				5/12	-2